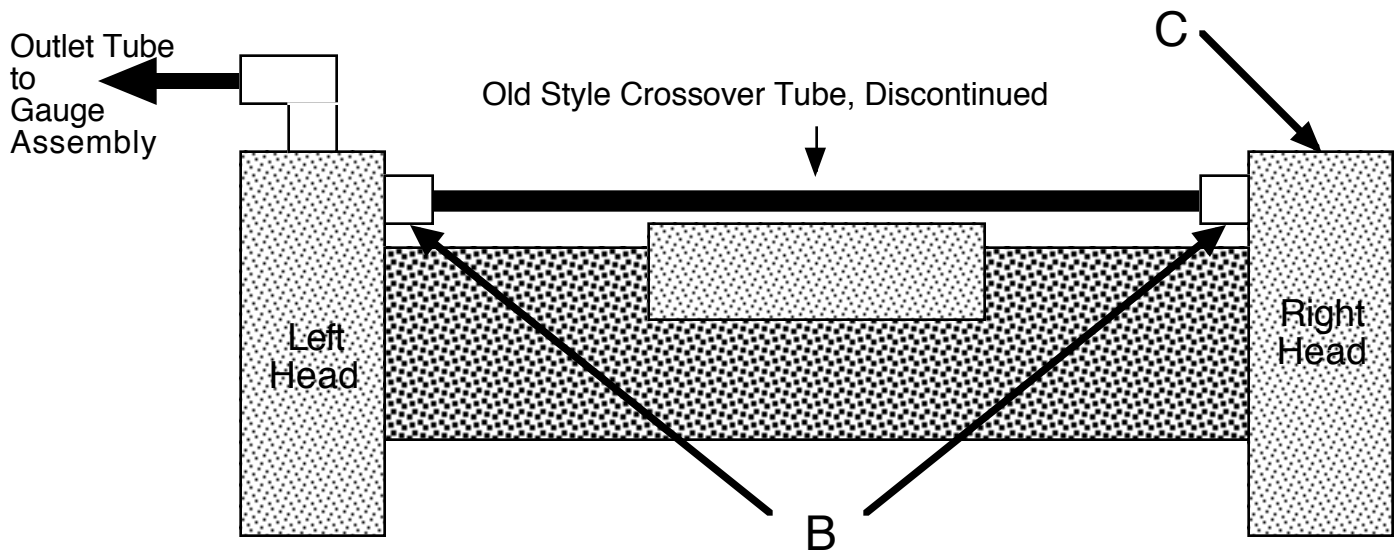
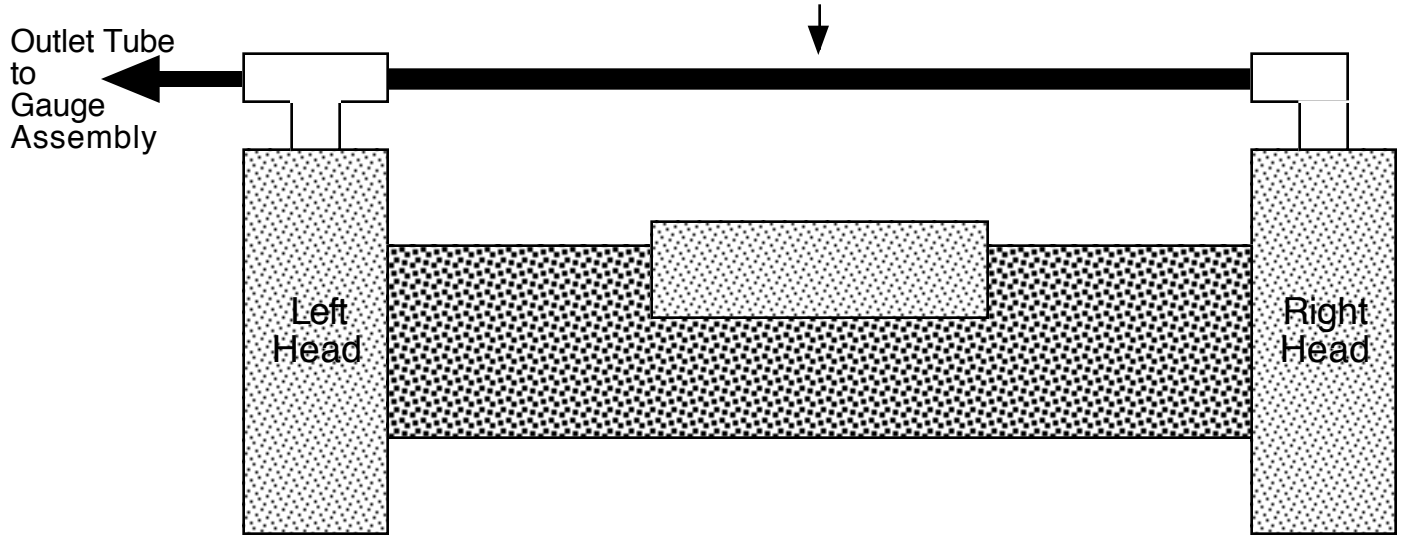
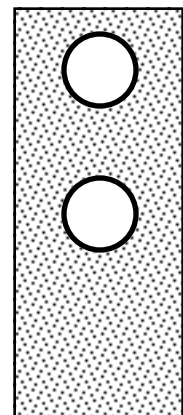


High Lifter Crossover Tubes

Part # 1405 New Style Crossover Tube, 1999 to present



Top View of Right Head



Changeover Procedure:

- 1) Remove old style crossover tube
- 2) Remove fittings at both "B" locations.
- 3) Install a #1387 1/4 Slotted Plug, at each "B" location.
- 4) Remove old plug from CENTER hole at "C".
- 5) Install #1407 EII Fitting at center hole of "C".
- 6) Remove EII Fitting from Left Head.
- 7) Install #1410 Tee Fitting in Left Head.
- 8) Install #1405 Crossover Tube
- 8) Be sure to use Teflon tape to seal all threads.

Remove this
plug and
replace with
EII Fitting

High Lifter Pump Service
PO Box 1640
Redway, CA 95560
707-923-2109 thad@asis.com